

Air Pump

HYDRAULIC PA46/55 SERIES

Up to 150 ton Cylinders
754-902 cm³/min.
 Two Speed

Rotary-style air motor.
 Use where air is the preferred
 source of energy.

- 2,2 kW motor starting under full load.
- Two-speed operation for rapid cylinder advance.
- Models available with full remote control over advance and return, (except PA554).
- Tandem center valve holds the load when pump is shut off.



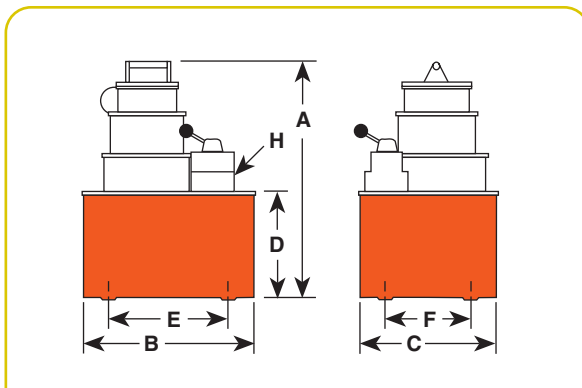
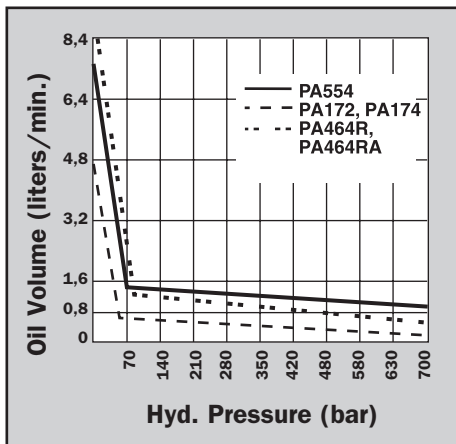
700 bar

PA462



PA554 pump and RH2008 Center Hole cylinder used to tension cables.

PUMPS



Pump No.	A (mm)	B (mm)	C (mm)	D (mm)	E (mm)	F (mm)	H (mm)	Max. Pressure Output bar	Oil Del. * (l/min)				
									0 bar	7 bar	70 bar	350 bar	700 bar
PA462	381	292	241	178	254	203	³ / ₈ NPTF	700	7,4	7,2	0,8	0,8	0,7
PA464	381	292	241	178	254	203	³ / ₈ NPTF	700	7,4	7,2	0,8	0,8	0,7
PA464R	381	292	241	178	254	203	³ / ₈ NPTF	700	7,4	7,2	0,8	0,8	0,7
PA464RA	381	292	241	178	254	203	³ / ₈ NPTF	700	7,4	7,2	0,8	0,8	0,7
PA554	483	292	241	178	254	203	³ / ₈ NPTF	700	7,4	7,2	1,3	1,1	0,7

* Typical delivery. Actual flow will vary with field conditions.

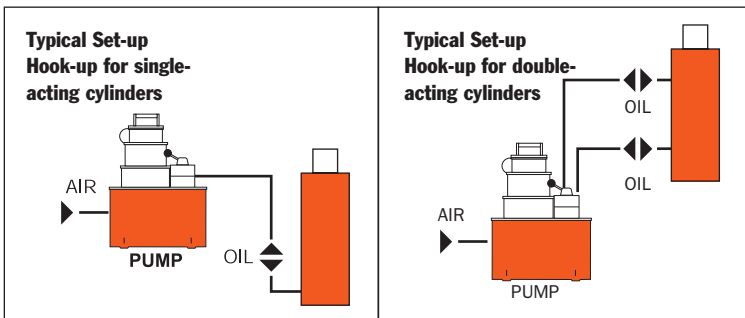
Note: Four mounting holes ¹/₂" - 20



PA464R



PA554



For use with Cyl. Type	Description	Order No.	Valve No.	Valve Function	Air Supply Req'd bar	Reservoir Cap. (l)	Usable (l)	Prod. Wt (kg)
Single-Acting	Base model pump with 9,5 l steel reservoir.	PA462	9584,	Advance/Hold/Return	3 – 8	9,5	9,4	27,2
Single- and Double Acting	PA462, except has 9500 valve capable of running 2 single-acting cylinders or one double-acting cylinder.	PA464	9500,	Advance/Hold/Return*	3 – 8	9,5	9,4	27,6
Single- and Double Acting	PA462 with air actuated valve for full remote control over advance and return. Includes 3,7m remote control.	PA464R†	9594,	Advance/Hold/Return	3 – 8	9,5	9,4	35,3
Single- and Double Acting	PA464R except, has automatic dump feature. 7,6 m remote control.	PA464RA**†	9594,	Advance/Hold/Return*	3 – 8	9,5	9,4	35,8
Single- and Double Acting	High performance pump with 9,5 l steel reservoir.	PA554	9500,	Advance/Hold/Return*	3 - 8	9,5	8,4	32,0

Note: Requires 570 l at 6 bar shop air pressure at the pump. dBA 85/90 at 700 bar.

* Holds when motor is shut-off and valve is in “advance” position.

† The PA464RA has an “automatic dump” feature. Pressure is not held when operator releases “advance” or “return” button. PA464R will “hold” only in the “advance” position with the motor shut off.

** Not to be used for lifting.

