

Hand Pump

HYDRAULIC P SERIES

197 to 738 cm³ reservoir
Single-Speed
Single-Acting

Best suited for applications where there is little or no free travel.

PUMPS

- All metal construction, won't burn through in welding environments.
- Formed metal handle provides less flex, and reduces operator fatigue.
- Convenient fill port on P23 and P55 allows pumps to be filled in a horizontal or vertical position.
- Fill cap seal acts as safety valve preventing over-pressurizing of reservoir.
- Relief valve inboard of check valve prevents loads from drifting down.
- Large valve knob gives added control for slowly metering loads down.



P12

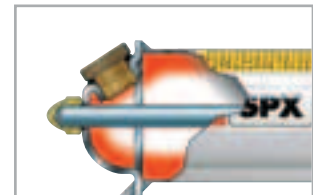
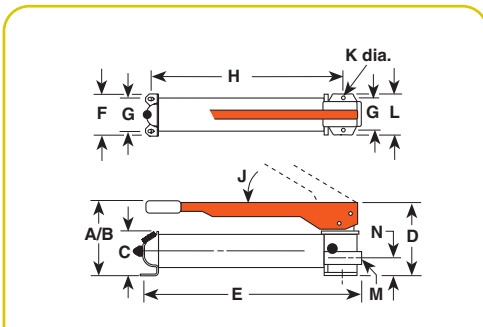


P23



700 bar

P55



Power Team hand pumps, with the angled fill port, have a built in "relief valve" protection system. This system is designed to protect over-pressurization of the reservoir from sudden back pressure. This system also works as a seal to prevent oil leaks.

Pump No.	A (mm)	B (mm)	C (mm)	D (mm)	E (mm)	F (mm)	G (mm)	H (mm)	J (deg.)	K (mm)	L (mm)	M (in)	N (mm)
P12	101,6	—	—	101,6	342,9	85,7	55,6	—	45°	4,8	85,7	³ / ₈ -NPTF	28,6
* P23	158,8	330,2	88,9	141,3	346,1	108,0	82,6	261,6	38°	7,9	120,7	³ / ₈ -NPTF	41,3
* The P23 pump maximum pressure is 210 bar only.													
P55	165,1	533,4	88,9	141,3	584,2	108,0	82,6	501,7	38°	7,9	120,7	³ / ₈ -NPTF	41,3

For Use With	Order No.	Volume & Pressure				Effort (kg)	Reservoir		Oil Port (in)	Product Weight (kg)	
		Speed	Volume per Stroke (cm ³)	Maximum Pressure (bar)	Volume per Stroke (cm ³)		Handle Capacity (cm ³)	Usable Oil Capacity (cm ³)			
Single Acting	P12	1	—	1,1	—	700	34	197	148	³ / ₈ -NPTF	2,6
	P23	1	—	2,6	—	210	32	390	333	³ / ₈ -NPTF	5,5
Cylinders*	P55	1	—	2,6	—	700	66	902	738	³ / ₈ -NPTF	7,2

LP = Low Pressure
HP = High Pressure

* Pump includes 2-Way Valve



700 bar

P59L

Hand Pump HYDRAULIC P SERIES

**400 to 1131 cm³
reservoir**
Two-Speed
Single-Acting

Pump automatically shifts into the high pressure lift stage upon contact with the load.

PUMPS

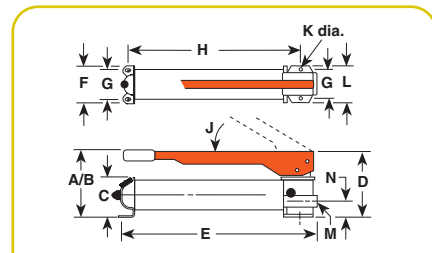
- All metal construction won't burn through in welding environments.
- Two-speed reduces handle strokes so you work faster and easier.
- Formed metal handle provides less flex, and reduces operator fatigue.
- Convenient fill port allows pumps to be filled in a horizontal or vertical position.
- Relief valve inboard of check valve prevents loads from drifting down.
- Large valve knob gives added control for slowly metering loads down.

P19L/P59L

- More usable oil volume — use with larger or longer stroke cylinders.
- True unloading valve set for 850 PSI (59 Bar) provides more efficiency and lower handle force.
- Link design reduces handle effort by 40%.
- Durable aluminum reservoir, manifold, and end cap.
- Ergonomic non-slip handle grip provides more comfort.
- Spring loaded handle lock incorporated into handle.



P19



Pump No.	A (mm)	B (mm)	C (mm)	D (mm)	E (mm)	F (mm)	G (mm)	H (mm)	J (deg.)	K (mm)	L (mm)	M (in)	N (mm)
P19	139,7	371,5	73,0	115,9	347,7	101,6	82,6	281,0	53°	7,9	101,6	³ / ₈ -NPTF	35,7
P19L	141,5	—	—	—	347	104,1	82,6	281,0	40°	7,9	104,1	³ / ₈ -NPTF	—
P59	177,8	533,4	88,9	127,0	584,2	108,0	82,6	501,7	38°	7,9	120,7	³ / ₈ -NPTF	41,3
P59L	177,6	—	—	—	533,4	120,7	82,6	501,7	50°	7,9	120,7	³ / ₈ -NPTF	—
P59F	88,9	425,5	88,9	152,4	590,6	108,0	82,6	514,4	—	7,9	114,3	³ / ₈ -NPTF	42,9

For Use With	Order No.	Volume & Pressure					Handle Effort (kg)	Reservoir			Product Weight (kg)
		Speed	Volume per Stroke (cm ³)		Maximum Pressure (bar)			Oil Capacity (cm ³)	Usable Oil Capacity (cm ³)	Oil Port (in)	
Single Acting	P19	2	5,0	1,2	22	700	45	400	328	³ / ₈ -NPTF	3,0
	P19L	2	4,1	0,9	70	700	37	475	443	³ / ₈ -NPTF	2,3
Cylinders*	P59	2	10,9	2,6	22	700	66	902	738	³ / ₈ -NPTF	7,8
	P59L	2	12	2,6	59	700	44	1131	1082	³ / ₈ -NPTF	4,1
	P59F	2	9,0	2,1	22	700	55	902	738	³ / ₈ -NPTF	6,4

LP = Low Pressure
HP = High Pressure

*Pump includes 2-Way Valve



Hand Pump

HYDRAULIC P SERIES

9.5 liter reservoir

Two-Speed Single- and Double-Acting

Best suited for applications where there is little or no free travel.

PUMPS



P300 hand pump and 10 ton cylinders used for a vehicle lift.

P157/P159



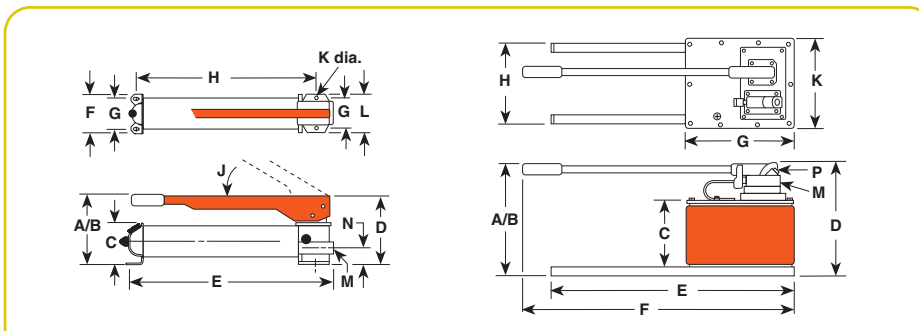
- Rugged all metal construction for strength and durability that won't burn through in welding environments.
- Heavy-duty, formed metal handle provides less flex, and less operator fatigue than round or composite handles.
- Convenient fill port on P23 and P55 allows pumps to be filled in a horizontal or vertical position.
- Fill cap seal acts as safety valve to prevent over-pressurizing of reservoir.
- Relief valve inboard of check valve prevents loads from drifting down.
- Large valve knob gives added control for slowly metering loads down.



P300



P460



FK59
FK159B

Foot pump conversion kit No. FK59 - Foot pump conversion kit for use on P55/P59 pumps. Wt., 2,7 kg.

No. FK159B - Foot pump conversion kit for use on P157/P159 and P300/P300D pumps. Wt., 2,7 kg.

Pump No.	A (mm)	B (mm)	C (mm)	D (mm)	E (mm)	F (mm)	G (mm)	H (mm)	J (deg.)	K (mm)	L (mm)	M (in)	N (mm)	P
P157/P159	197	521	123,8	175	578	98,4	76,2	502	39°	7,9	95,3	3/8-NPTF	57,2	—
P300	210	533	114,3	175	575	215,9	190,5	526	39°	7,9	95,3	3/8-NPTF	57,2	—
P460	283	787	171,5	289	610	743	279,4	229	80°	241,3	—	3/8-NPTF	—	1/4 NPTF

For Use With	Order No.	Speed	Volume & Pressure		Maximum Pressure (bar)		Reservoir Handle Effort (kg)	Oil Capacity (cm³)	Usable Oil Capacity (cm³)	Oil Port (in)	Product Weight (kg)
			Volume per Stroke (cm³)	HP	LP	HP					
Single-Acting	P157	2	10,7	2,6	97	700	64	2491	2245	3/8-NPTF	11,8
	P159	2	42,6	2,6	22	700	64	2491	2245	3/8-NPTF	11,8
Cylinders*	P300	2	42,6	2,6	22	700	64	5.700	5081	3/8-NPTF	25,1
	P460	2	120,5	4,6	22	700	41	9.500	7539	3/8-NPTF	24,9
Double-Acting	P157D	2	10,7	2,6	97	700	64	2491	2245	3/8-NPTF	13,1
	P159D	2	42,6	2,6	22	700	64	2491	2245	3/8-NPTF	12,7
Cylinders**	P300D	2	42,6	2,6	22	700	64	5.700	5081	3/8-NPTF	25,9
	P460D	2	120,5	4,6	22	700	41	9.500	7539	3/8-NPTF	26,3

LP = Low Pressure
HP = High Pressure

* Pump includes 2-Way Valve
** Pump includes 4-Way Valve